



## J THOMAS & COMPANY PRIVATE LIMITED

GUWAHATI MARKET SYNOPSIS - Sale 34/2025

(\*NEW SEASON TEAS ONLY)

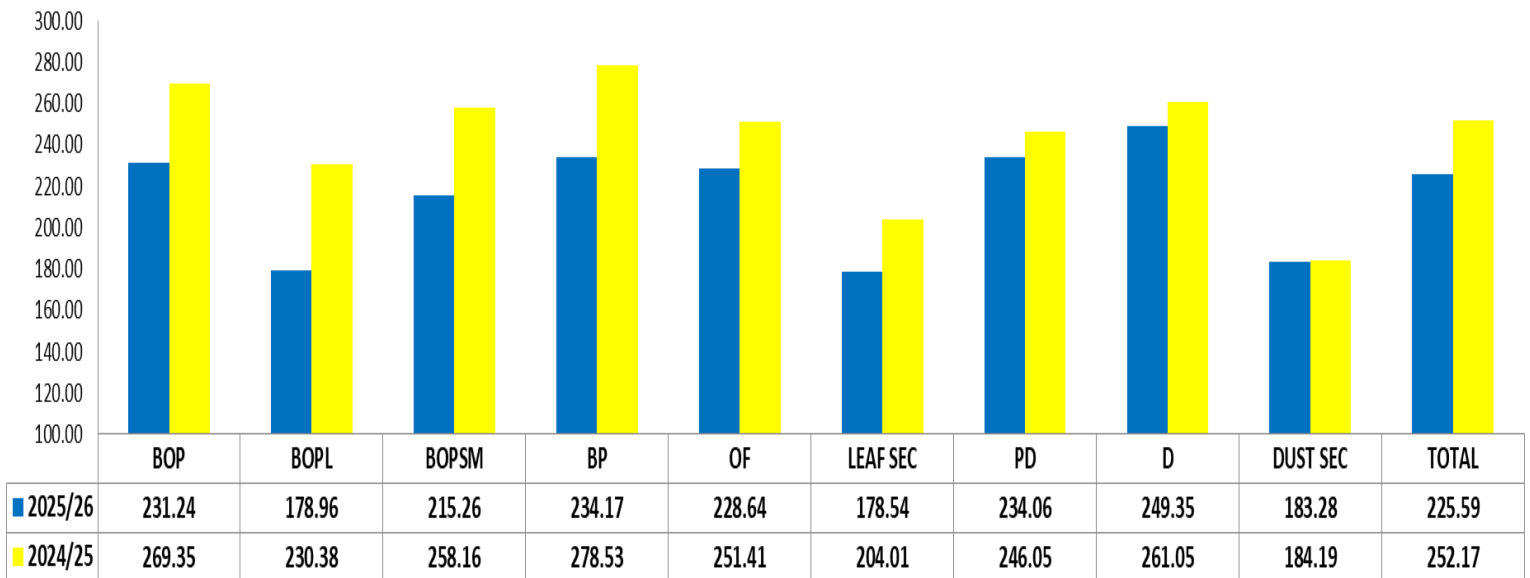
Market Report	
LEAF	DUST
<ul style="list-style-type: none"> <li>* Market witnessed fair demand.</li> <li>* Liquoring Assams tended easier following quality.</li> <li>* Mediums and plainers followed a similar trend.</li> <li>* Browner varieties met with less demand and witnessed withdrawals.</li> </ul>	<ul style="list-style-type: none"> <li>* Market witnessed fair demand.</li> <li>* All sorts irregular and lower.</li> <li>* Browner and fibrous sorts met with limited enquiry and witnessed withdrawals.</li> </ul>

Buying Analysis	
LEAF	DUST
<ul style="list-style-type: none"> <li>* WI: Supported the better teas.</li> <li>* Major blenders: Operated.</li> <li>* Internals: Fair support.</li> <li>* Exporters: Some enquiry on bolder broken.</li> </ul>	<ul style="list-style-type: none"> <li>* Major blenders: Operated.</li> <li>* WI: Operated.</li> <li>* Internals: Fair support.</li> </ul>

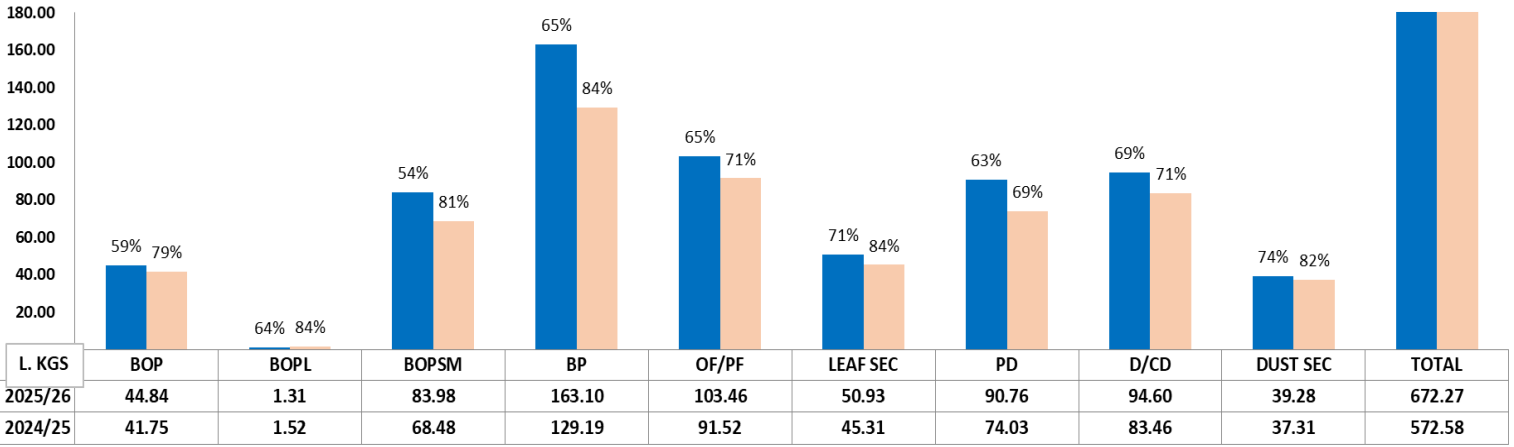
AUCTION AVERAGES												
	2025/26			2024/25			2023/24			UPTO Sale 34		
	Sale 34	Sale 33	+/-	Sale 34	Sale 33	+/-	Sale 34	Sale 33	+/-	2025/26	2024/25	2023/24
LEAF	193.29	203.25	-9.96	267.69	267.26	0.43	199.76	198.49	1.27	222.56	258.12	209.11
DUST	202.14	220.99	-18.84	260.20	254.65	5.55	192.98	190.06	2.92	231.62	240.63	200.13
<b>TOTAL</b>	<b>196.49</b>	<b>209.32</b>	<b>-12.82</b>	<b>265.13</b>	<b>262.86</b>	<b>2.27</b>	<b>197.73</b>	<b>195.79</b>	<b>1.94</b>	<b>225.59</b>	<b>252.17</b>	<b>206.51</b>

GTAC AUCTION AVERAGES										
SALE		27	28	29	30	31	32	33	34	
<b>LEAF</b>	<b>2025/26</b>	228.41	229.02	229.84	225.52	217.99	212.16	203.25	193.29	
	<b>2024/25</b>	275.89	271.26	267.94	262.65	263.66	262.40	267.26	267.69	
<b>DUST</b>	<b>2025/26</b>	237.40	234.27	236.15	226.12	224.38	221.30	220.99	202.14	
	<b>2024/25</b>	255.60	256.12	246.08	239.66	239.93	243.35	254.65	260.20	
<b>TOTAL</b>	<b>2025/26</b>	231.54	230.89	232.03	225.71	220.22	215.08	209.32	196.49	
	<b>2024/25</b>	268.17	265.79	260.11	255.59	256.11	256.07	262.86	265.13	

### GTAC Grade Wise Averages Upto Sale 33



### GTAC Grade Wise Sold Quantities & Sold % Upto Sale 33



#### OFFER / SOLD QUANTITY & AVERAGE PRICE (2025/26)

	THIS SALE				LAST SALE				UPTO Sale 34			
	OFFERED	SOLD	AVG.	OUT %	OFFERED	SOLD	AVG.	OUT %	OFFERED	SOLD	AVG.	OUT %
<b>BROKENS</b>	39,29,272	21,25,475	197.78	46%	40,15,163	22,28,869	207.99	44%	4,98,03,010	3,02,97,213	227.46	39%
<b>FANNINGS</b>	13,79,912	7,73,928	201.53	44%	14,33,517	8,06,202	205.91	44%	1,60,08,335	1,03,46,199	228.64	35%
<b>LEAF SEC.</b>	6,00,531	4,16,403	155.10	31%	4,90,838	3,32,096	164.99	32%	57,26,890	41,18,952	171.29	28%
<b>LEAF TOTAL</b>	<b>59,09,715</b>	<b>33,15,806</b>	<b>193.29</b>	<b>44%</b>	<b>59,39,518</b>	<b>33,67,167</b>	<b>203.25</b>	<b>43%</b>	<b>7,15,38,235</b>	<b>4,47,62,364</b>	<b>222.56</b>	<b>37%</b>

	THIS SALE				LAST SALE				TO DATE			
	OFFERED	SOLD	AVG.	OUT %	OFFERED	SOLD	AVG.	OUT %	OFFERED	SOLD	AVG.	OUT %
<b>DUST</b>	24,48,153	14,97,506	211.52	39%	23,40,473	14,24,139	231.36	39%	2,81,73,697	1,85,35,823	241.86	34%
<b>DUST SEC.</b>	5,82,983	3,81,828	165.35	35%	4,82,696	3,24,947	175.51	33%	52,88,071	39,28,352	183.28	26%
<b>DUST TOTAL</b>	<b>30,31,136</b>	<b>18,79,334</b>	<b>202.14</b>	<b>38%</b>	<b>28,23,170</b>	<b>17,49,086</b>	<b>220.99</b>	<b>38%</b>	<b>3,34,61,769</b>	<b>2,24,64,175</b>	<b>231.62</b>	<b>33%</b>
<b>TOTAL</b>	<b>89,40,851</b>	<b>51,95,139</b>	<b>196.49</b>	<b>42%</b>	<b>87,62,688</b>	<b>51,16,253</b>	<b>209.32</b>	<b>42%</b>	<b>10,50,00,004</b>	<b>6,72,26,539</b>	<b>225.59</b>	<b>36%</b>

#### OFFER / SOLD QUANTITY & AVERAGE PRICE

LEAF	THIS SALE				LAST SALE				UPTO Sale 34			
	OFFERED	SOLD	AVG.	OUT %	OFFERED	SOLD	AVG.	OUT %	OFFERED	SOLD	AVG.	OUT %
<b>2025/26</b>	59,09,715	33,15,806	193.29	44%	59,39,518	33,67,167	203.25	43%	7,15,38,235	4,47,62,364	222.56	37%
<b>2024/25</b>	33,77,497	28,62,456	267.69	15%	32,92,495	28,21,786	267.26	14%	4,75,58,358	3,77,76,975	258.12	21%

DUST	THIS SALE				LAST SALE				UPTO Sale 34			
	OFFERED	SOLD	AVG.	OUT %	OFFERED	SOLD	AVG.	OUT %	OFFERED	SOLD	AVG.	OUT %
<b>2025/26</b>	30,31,136	18,79,334	202.14	38%	28,23,170	17,49,086	220.99	22099%	3,34,61,769	2,24,64,175	231.62	33%
<b>2024/25</b>	18,15,319	14,84,664	260.20	18%	18,53,871	15,10,631	254.65	19%	2,70,62,563	1,94,80,747	240.63	28%

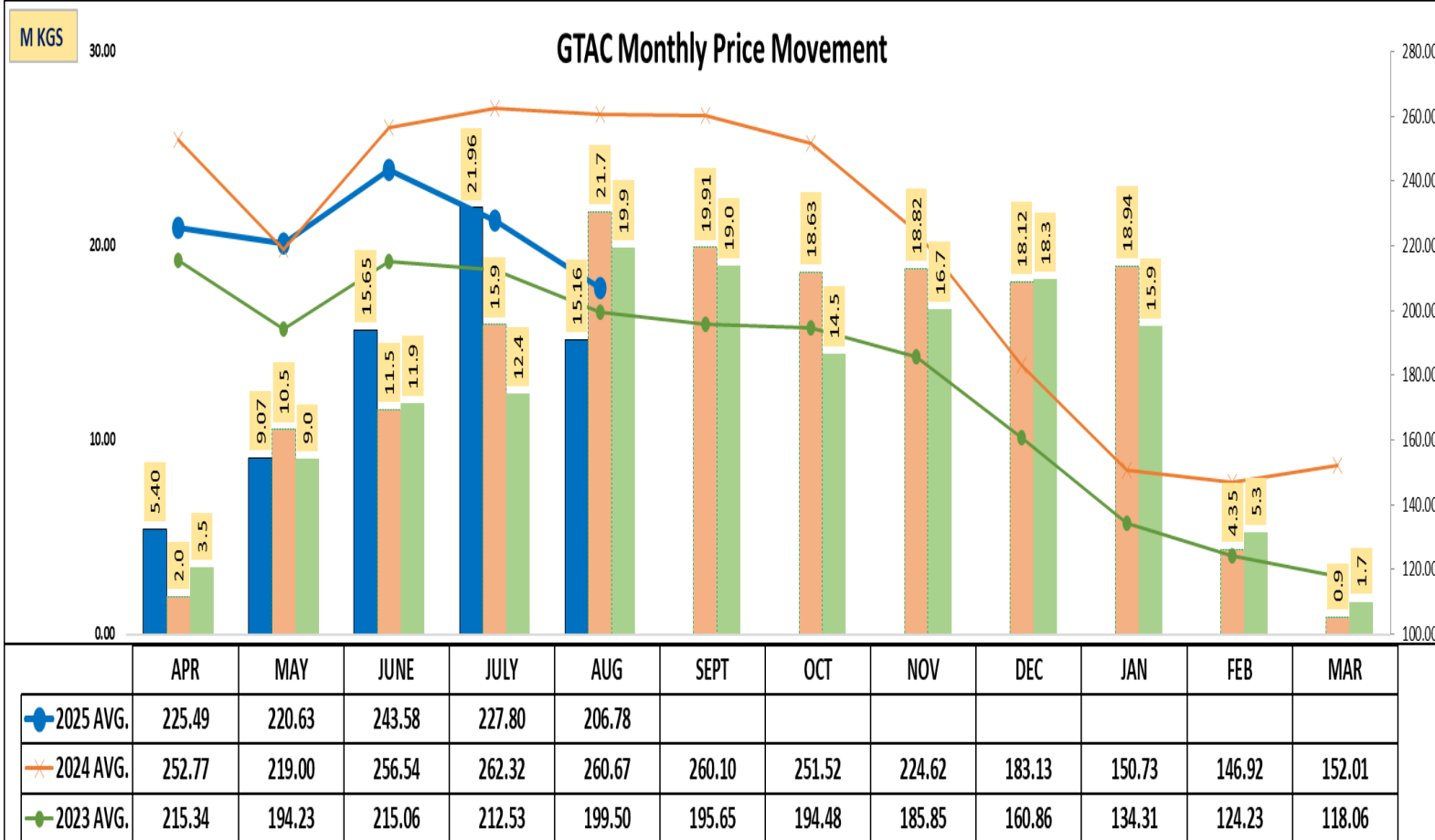
TOTAL	THIS SALE				LAST SALE				UPTO Sale 34			
	OFFERED	SOLD	AVG.	OUT %	OFFERED	SOLD	AVG.	OUT %	OFFERED	SOLD	AVG.	OUT %
<b>2025/26</b>	<b>89,40,851</b>	<b>51,95,139</b>	<b>196.49</b>	<b>42%</b>	<b>87,62,688</b>	<b>51,16,253</b>	<b>209.32</b>	<b>42%</b>	<b>10,50,00,004</b>	<b>6,72,26,539</b>	<b>225.59</b>	<b>36%</b>
<b>2024/25</b>	<b>51,92,815</b>	<b>43,47,120</b>	<b>265.13</b>	<b>16%</b>	<b>51,46,366</b>	<b>43,32,417</b>	<b>262.86</b>	<b>16%</b>	<b>7,46,20,921</b>	<b>5,72,57,722</b>	<b>252.17</b>	<b>23%</b>

#### PRICE RANGE

% OF TEAS SOLD	LEAF					DUST				
	2025/26		UPTO Sale 34			2025/26		UPTO Sale 34		
	Sale 34	Sale 33	2025/26	2024/25	2023/24	Sale 34	Sale 33	2025/26	2024/25	2023/24
<b>BELOW 150</b>	26.59	26.60	18.50	10.33	22.91	17.59	17.59	15.91	13.62	26.71
<b>BETWEEN 151.00-200.00</b>	25.68	25.71	25.51	16.50	27.06	22.34	22.34	25.68	23.76	27.25
<b>BETWEEN 201.00-250.00</b>	24.48	24.45	19.96	22.67	23.05	24.19	24.19	17.50	20.09	23.38
<b>BETWEEN 251.00-300.00</b>	15.68	15.67	18.38	20.72	16.51	27.38	27.38	18.65	18.51	17.20
<b>BETWEEN 301.00-350.00</b>	5.85	5.84	13.20	15.00	7.80	6.67	6.67	14.17	14.70	3.79
<b>BETWEEN 351.00-400.00</b>	1.16	1.15	3.12	11.14	1.60	1.52	1.52	5.60	7.23	1.33
<b>ABOVE 400.00</b>	0.57	0.57	1.33	3.64	1.06	0.32	0.32	2.48	2.10	0.34

### FUTURE FRESH OFFERING (IN PACKAGES)

SALE NO	THIS YEAR-2025			LAST YEAR-2024			DIFFERENCE		
	LEAF	DUST	TOTAL	LEAF	DUST	TOTAL	LEAF	DUST	TOTAL
35	1,37,896	55,830	<b>1,93,726</b>	1,02,293	43,179	<b>1,45,472</b>	35,603	12,651	<b>48,254</b>
36	1,31,212	54,824	<b>1,86,036</b>	1,06,154	44,908	<b>1,51,062</b>	25,058	9,916	<b>34,974</b>
37	1,16,518	45,810	<b>1,62,328</b>	1,23,466	49,755	<b>1,73,221</b>	-6,948	-3,945	<b>-10,893</b>
<b>TOTAL</b>	<b>3,85,626</b>	<b>1,56,464</b>	<b>5,42,090</b>	<b>3,31,913</b>	<b>1,37,842</b>	<b>4,69,755</b>	<b>53,713</b>	<b>18,622</b>	<b>72,335</b>



\* Please note August 2025-26 Price is calculated on Sale 32, 33,34 Only

### GTAC BUYING FOR THE Sale 34

	LEAF			DUST			TOTAL				
	Kgs	AVG	%	Kgs	AVG	%	Kgs	AVG	%		
<b>OFFER</b>	<b>59,09,714.8</b>			<b>30,31,136.4</b>			<b>89,40,851.2</b>				
<b>SOLD</b>	<b>33,15,805.8</b>			<b>18,79,333.6</b>			<b>51,95,139.4</b>				
<b>SOLD %</b>	<b>56%</b>			<b>62%</b>			<b>58%</b>				
<b>ZONE</b>	<b>Kgs</b>	<b>AVG</b>	<b>%</b>	<b>ZONE</b>	<b>Kgs</b>	<b>AVG</b>	<b>%</b>	<b>ZONE</b>	<b>Kgs</b>	<b>AVG</b>	<b>%</b>
TCPL	3,55,583	163.94	11%	TCPL	4,07,616	192.99	22%	TCPL	7,63,199	179.45	15%
HUL	3,89,481	193.98	12%	HUL	3,12,190	217.52	16.6%	HUL	7,01,671	204.45	14%
W.India	7,82,621	198.53	24%	W.India	6,30,138	207.17	34%	W.India	14,12,759	202.38	27%
WI.Pack	1,34,266	229.81	4%	WI.Pack	2,515	180.20	0%	WI.Pack	1,36,782	228.89	3%
N.India	5,93,141	184.57	18%	N.India	1,38,909	200.83	7%	N.India	7,32,050	187.66	14%
NI.Pack	1,78,800	204.54	5%	NI.Pack	23,186	272.05	1%	NI.Pack	2,01,986	212.29	4%
Packeteers	1,09,037	168.37	3%	Packeteers	1,14,778	174.15	6%	Packeteers	2,23,815	171.34	4%
C.India	27,112	208.69	1%	C.India	19,768	198.44	1%	C.India	46,879	204.37	1%
Exports	2,28,909	176.32	7%	Exports	30,627	167.05	2%	Exports	2,59,535	175.23	5%
Local	2,17,737	189.56	7%	Local	59,704	168.46	3%	Local	2,77,441	185.02	5%
S.India	81,095	304.79	2%	S.India	74,549	222.19	4%	S.India	1,55,644	265.23	3%
Others	2,18,025	203.80	7%	Others	65,354	190.68	3%	Others	2,83,379	200.78	5%
<b>TOTAL</b>	<b>33,15,806</b>	<b>193.29</b>	<b>100%</b>	<b>TOTAL</b>	<b>18,79,334</b>	<b>202.14</b>	<b>100%</b>	<b>TOTAL</b>	<b>51,95,139</b>	<b>196.49</b>	<b>100%</b>

**GTAC ASSAM BATTING ORDER UPTO Sale 34**

MARK	2025-26			2024-25		
	RANK	KGS	AVG	RANK	KGS	AVG
HOOKHMOL	1	73,738	510.94	1	59,899	514.07
HALMARI	2	2,14,397	438.69	3	1,86,431	455.52
HATIMARA	3	1,77,735	435.59	2	1,00,431	466.22
DECKIAJULI	4	1,75,964	420.87	5	1,61,034	399.48
BANAMALIE	5	67,922	401.03	4	81,417	407.65
HIRAJULI	6	61,267	374.52	10	88,110	384.59
KAMARBUND	7	91,270	371.42	6	93,811	393.91
GELAKEY	8	1,20,303	367.52	8	97,838	389.32
DOOMNI	9	3,37,866	359.44	12	3,88,973	379.62
DOOLAHAT	10	97,145	359.38	29	1,00,834	348.55
SOCKETING	11	1,03,742	356.49	17	94,296	365.76
DUFLATING	12	77,959	356.31	7	1,28,330	390.21
HUNWAL	13	73,202	355.95	36	1,58,109	340.98
HAROOCHARAI	14	1,44,750	355.95	21	1,50,141	356.28
GHILLIDARY	15	69,612	354.38	16	66,661	366.03
KHONA	16	1,14,471	348.41	9	1,02,920	384.75
DEOHALL	17	3,24,559	345.86	33	2,65,995	345.42
KEYHUNG	18	83,274	345.63	28	1,84,206	349.01
DEHA	19	1,43,589	343.39	11	1,26,456	382.38
SREESIBBARI	20	1,07,779	341.86	14	93,333	368.22
BORSILLAH	21	2,12,189	341.03	15	1,78,912	367.66
DHOLIE	22	51,751	340.33	26	60,586	350.21
JAMIRAH	23	70,376	339.11	18	54,229	364.31
BIJLEEJAN	24	2,56,633	336.88	19	2,57,365	357.94
HALMIRA	25	1,42,745	331.00	31	68,281	345.73

\* Above 50,000 Kgs

**ASSAM BATTING ORDER (GTAC+CTTA) UPTO Sale 34**

MARK	2025-26			2024-25		
	RANK	KGS	AVG	RANK	KGS	AVG
HOOKHMOL	1	1,62,185	520.87	2	1,12,594	528.97
GATOONGA	2	1,20,788	472.00	1	2,18,482	536.25
HALMARI	3	3,28,438	438.88	6	2,77,499	451.17
HATIMARA	4	1,77,735	435.59	4	1,32,368	475.16
MOKRUNG	5	57,629	434.61	3	1,39,528	502.32
DECKIAJULI	6	1,75,964	420.87	10	1,61,034	399.48
SALKATHONI	7	1,56,524	409.67	5	1,52,719	459.79
BANAMALIE	8	67,922	401.03	8	81,417	407.65
DOOMURDULLUNG	9	1,53,977	395.02	7	2,87,247	412.65
DOOLAHAT	10	2,09,329	384.84	43	2,47,133	357.65
HIRAJULI	11	61,267	374.52	17	88,110	384.59
KHARIKATIA	12	2,05,777	372.49	12	2,04,418	394.96
BORJAN	13	1,68,815	371.64	22	1,40,167	377.19
KAMARBUND	14	91,270	371.42	13	93,811	393.91
GELAKEY	15	1,20,303	367.52	15	97,838	389.32
HAJUA	16	1,57,516	364.48	9	2,45,870	403.14
DUFLATING	17	1,45,309	361.55	11	1,68,738	399.07
KOONMATAI(B)	18	5,53,490	359.30	18	7,00,127	384.42
DOOMNI	19	3,42,079	359.12	21	3,90,269	379.49
SILONIBARI	20	1,29,913	357.60	71	1,52,980	333.11
HAROOCHARAI	21	1,44,750	355.95	44	1,50,141	356.28
GHILLIDARY	22	69,612	354.38	14	1,06,358	393.61
KHONA	23	1,14,471	348.41	16	1,02,920	384.75
BORBAM	24	1,53,199	346.25	28	1,86,307	369.46
DEOHALL	25	3,24,559	345.86	57	2,65,995	345.42

\* Above 50,000 Kgs

Follow us on:

